
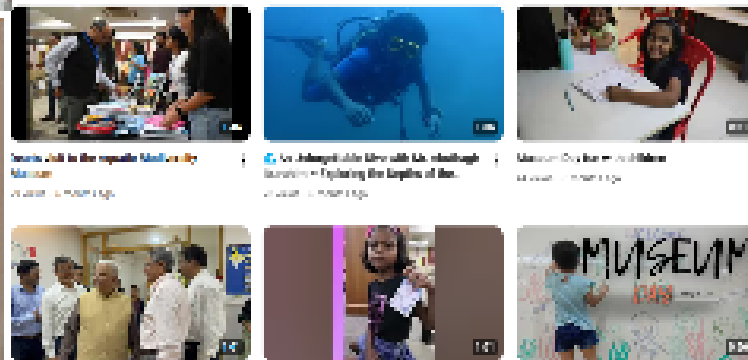




# Students Activity in Aquatic Biodiversity Museum

- **Museum Day- Once in a month (Since March 2024)**

## 4 GROUPS

1. Imagination Unleashers- The Creative Group
2. Global Nexus ,Connect ,Explore and Expanders
3. Museum Momentum Sharers (Digital)
4. Educate and Engagers (Conducting Training and Awareness Program)

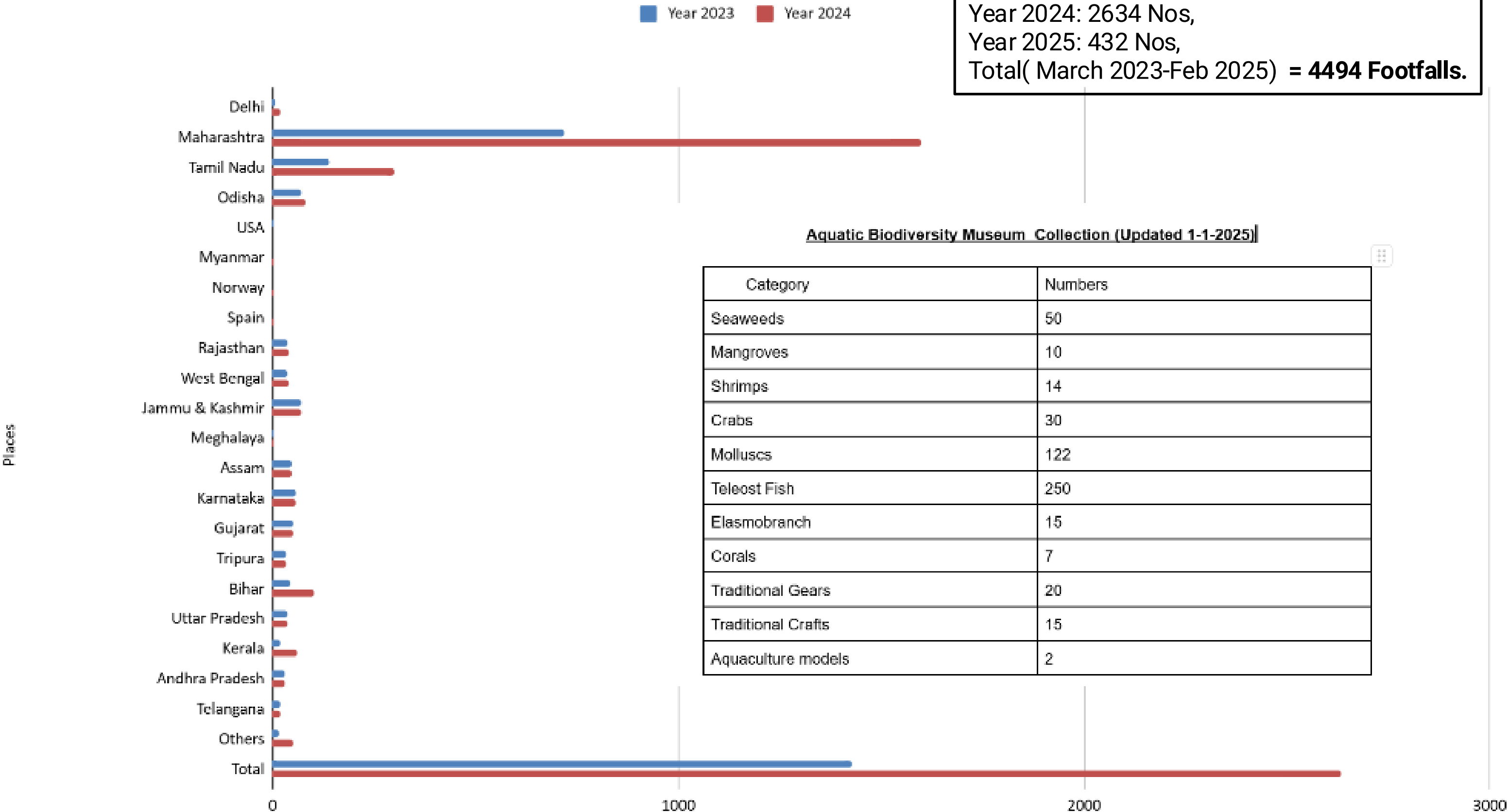




V  
i  
s  
i  
t  
o  
r  
s



Aquatic Biodiversity Museum and Repository Footfall Year 2023 and Year 2024



**Visitors**  
Year 2023: 1428 Nos,  
Year 2024: 2634 Nos,  
Year 2025: 432 Nos,  
Total( March 2023-Feb 2025) = **4494 Footfalls.**

Aquatic Biodiversity Museum Collection (Updated 1-1-2025)

Category	Numbers
Seaweeds	50
Mangroves	10
Shrimps	14
Crabs	30
Molluscs	122
Teleost Fish	250
Elasmobranch	15
Corals	7
Traditional Gears	20
Traditional Crafts	15
Aquaculture models	2





- Plans**
- \* Souvenir Shop
  - \* Make it as Tourist place in Mumbai
  - \* Awareness
  - \* Guided tours
  - \* Project on Museum Development



# Samplings in Various Environments







**T  
H  
A  
N  
K**

**Y  
O  
U**